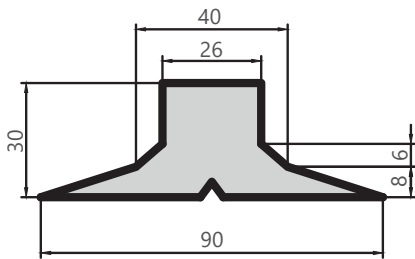
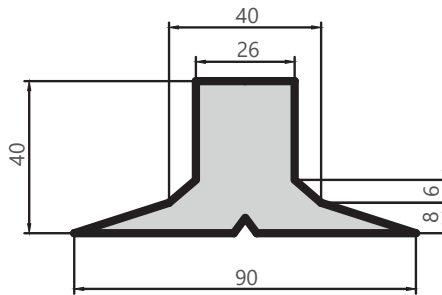


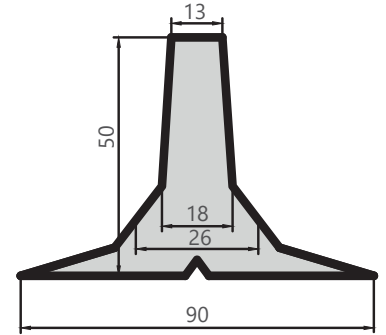
PERFILES RECTOS E INCLINADOS



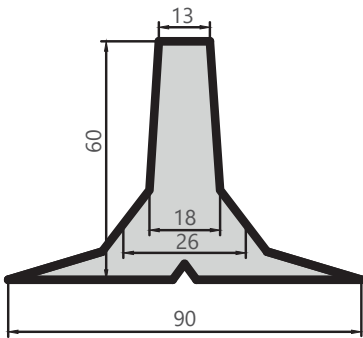
Taco recto de 30 mm



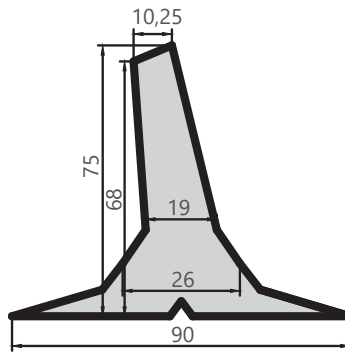
Taco recto de 40 mm



Taco recto de 50 mm

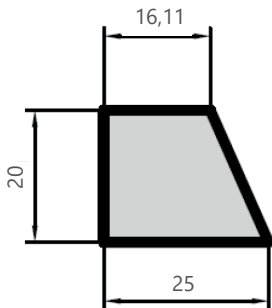


Taco recto de 60 mm

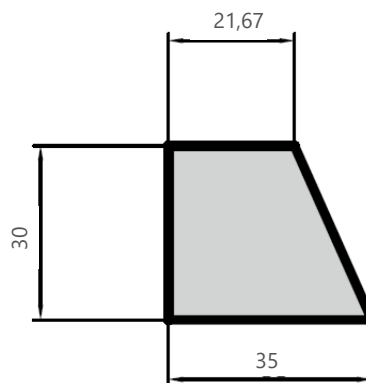


Taco inclinado de 75 mm

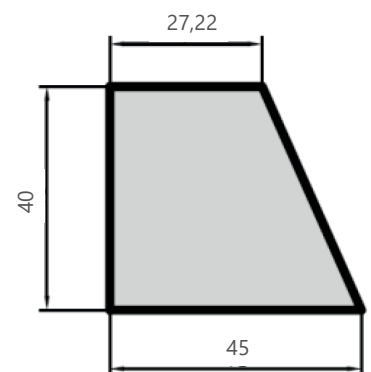
PERFILES ESPECIALES



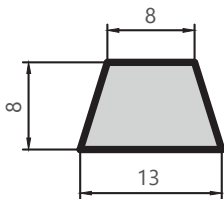
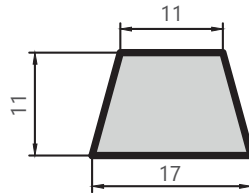
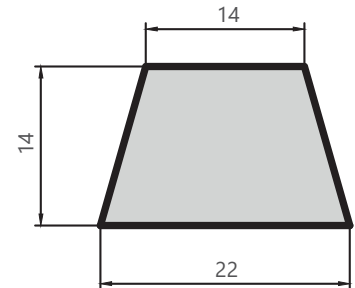
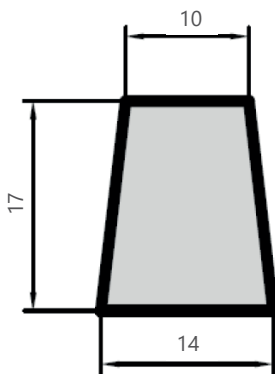
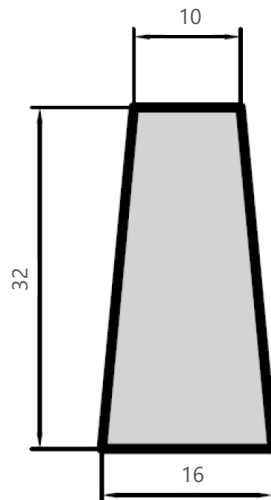
Taco especial de 20 mm



Taco especial de 30 mm



Taco especial de 40 mm

PERFILES TRAPEZOIDALES

Taco A trapezoidal (13 x 8 mm)

Taco B trapezoidal (17 x 11 mm)

Taco C trapezoidal (22 x 14 mm)
PERFILES CHEVRON

Taco Chevron de 17 mm

Taco Chevron de 32 mm
CARACTERÍSTICAS

Caucho	ZE-SBR-70
Caucho base	SBR
Color	negro
Peso específico	1,35 g/cm ³
Dureza internacional	70 Shore A
Carga de rotura	97 Kg/cm ²
Alargamiento a la rotura	265%